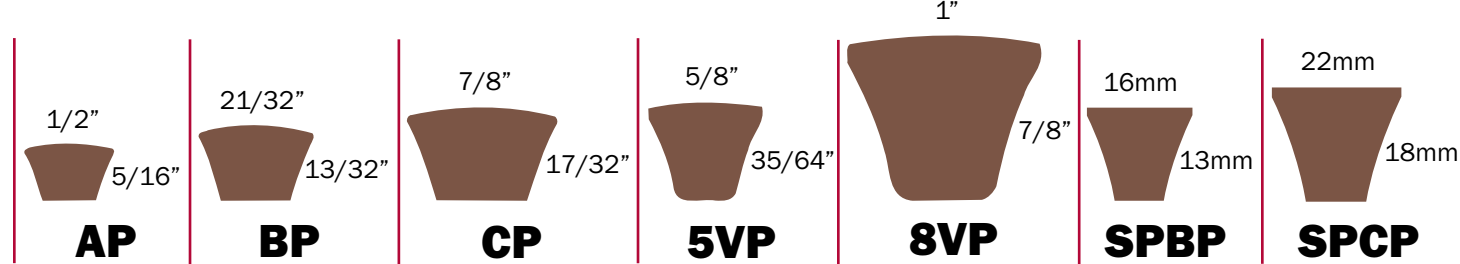




BELT I.D. CHART

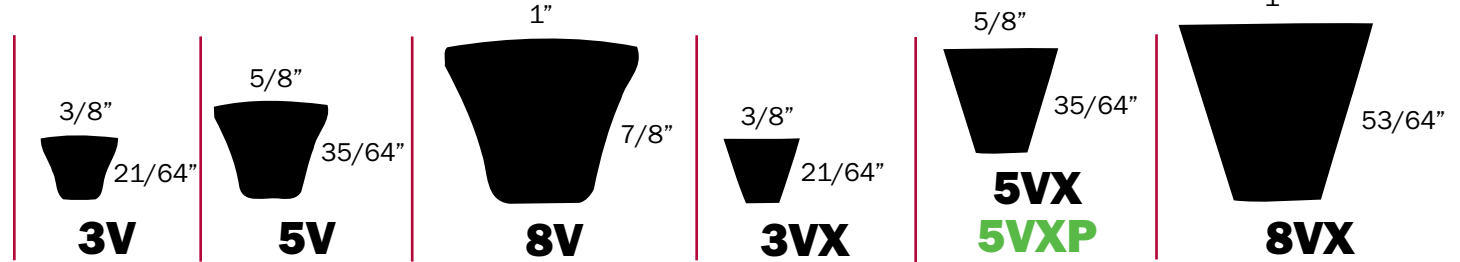
SINGLE V-BELTS

PREDATOR™ V-BELTS



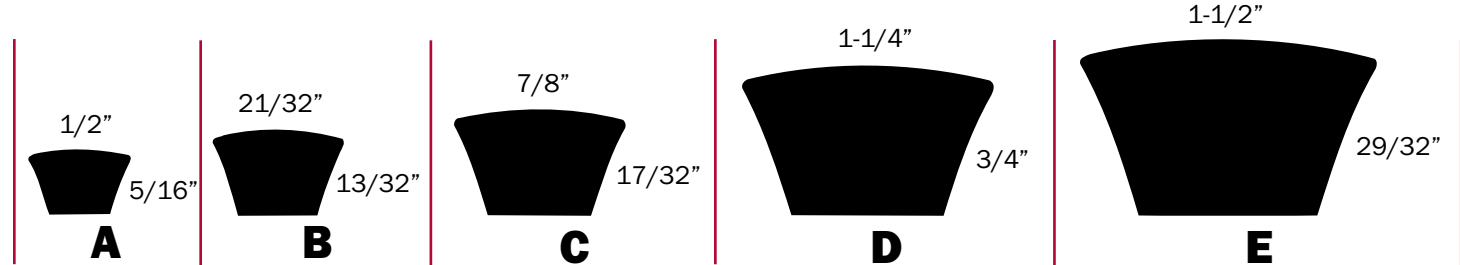
Aramid tensile cords provide superior service on high impact, shock-loaded drives.

SUPER HC™ & SUPER HC XP™ V-BELTS



Combine cross section designation with Outside Circumference (O.C.) to the nearest whole number, plus a zero to determine Belt Part Number. Example: 5/8" top width 5VX belt with 80" O.C. equals 5VX800 V-belt. X designates molded notch construction.

HI-POWER™ II V-BELTS



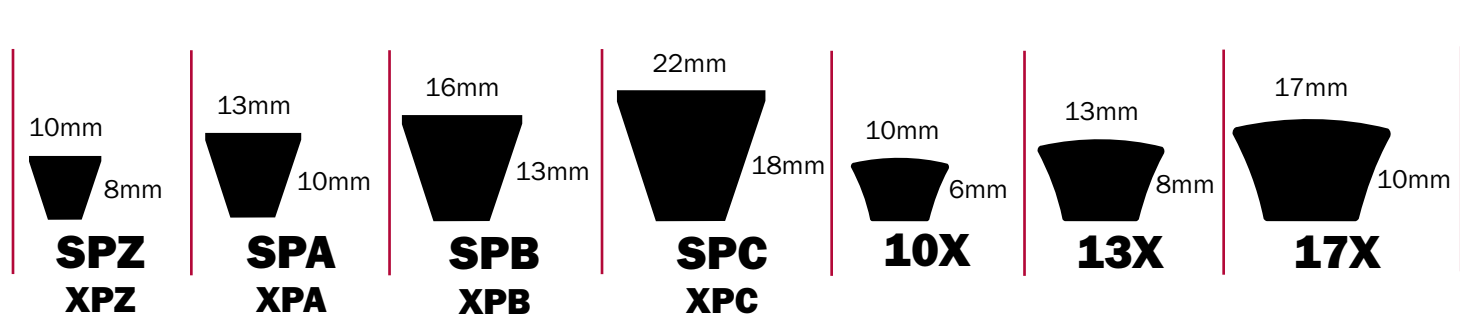
Combine cross section plus Inside Circumference (I.C.) to determine Belt Part Number. To calculate I.C., subtract the following values from the O.C.:
Cross Section A B C D E
Subtract from O.C. 2" 3" (Above 210", 1.0") 4" (Above 210", 2.0") 5" (Above 210", 3.0") 7" (Above 210", 4.0")
Dubi-V belts are available in AA, BB, CC and DD cross sections.

TRI-POWER™ V-BELTS



Tri-Power construction is identified by its distinctive molded notch configuration.

METRIC POWER™ V-BELTS

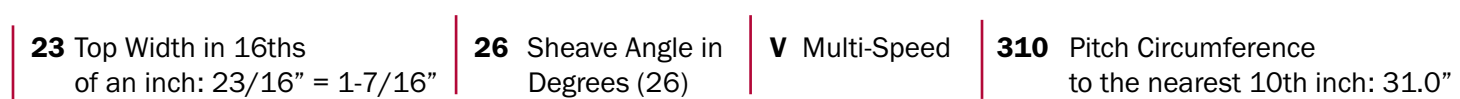


Molded notch construction is available in lengths up to 3,000mm only.

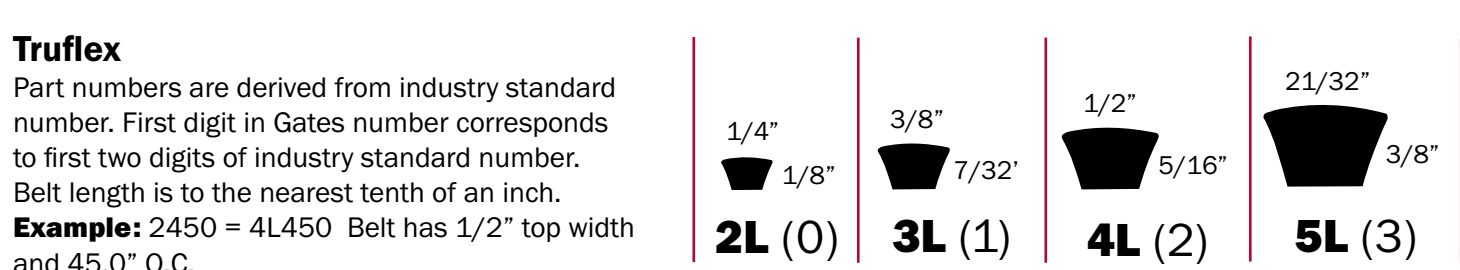
MULTI-SPEED BELTS

First two digits indicate top width in sixteenths of an inch. Next two digits designate sheave angle, in degrees, that the belt is designed to fit. Last three or four digits indicate pitch length to the nearest tenth of an inch.

Example: 2326V310 Belt



TRUFLEX™ & POWERATED™ LIGHT DUTY V-BELTS



Part numbers are derived from industry standard number. First digit in Gates number corresponds to first two digits of industry standard number. Belt length is to the nearest tenth of an inch.

Example: 2450 = 4L450 Belt has 1/2" top width and 45.0" O.C.
Powerated: First two digits indicate belt top width. 67 = 3/8", 68 = 1/2", 69 = 21/32". Last two digits indicate length in inches. Example: 6823 = 4L230K Belt has a 1/2" top width and a 23" O.C.

POWERBAND™ JOINED BELTS

Made by joining two or more single V-belts with a permanent, high strength tie-band. PowerBand belts prevent turn-over or jumping off the sheave problems associated with heavily shock loaded drives using individual belts. PowerBand belts use the same system of size and length designation as individual belts.

PREDATOR POWERBAND BELTS



Available in CP, 3VP, 5VP and 8VP sections.

SUPER HC & SUPER HC XP POWERBAND BELTS



Available in 3V, 3VX, 5V, 5VX, 5VXP and 8V sections.

HI-POWER II POWERBAND BELTS



Available in A, B, C and D sections.

TRI-POWER POWERBAND BELTS

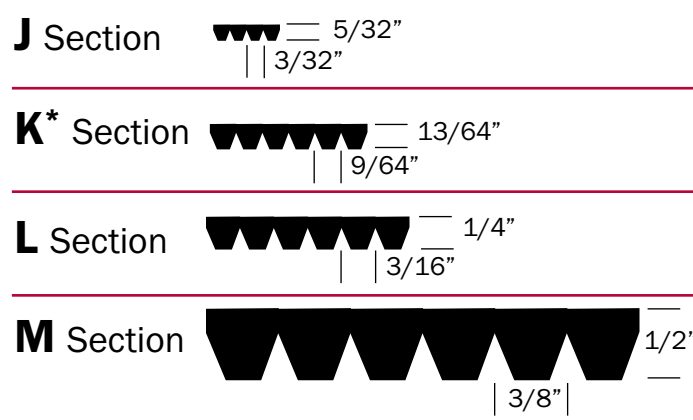


Available in BX and CX cross sections.

MICRO-V® BELTS

Identified by a three-part system consisting of:
(1) A standard length designation
(2) Cross Section
(3) Number of ribs

Example: 780L12 Belt
(1) An effective length of 78"
(2) L cross section
(3) 12 ribs wide

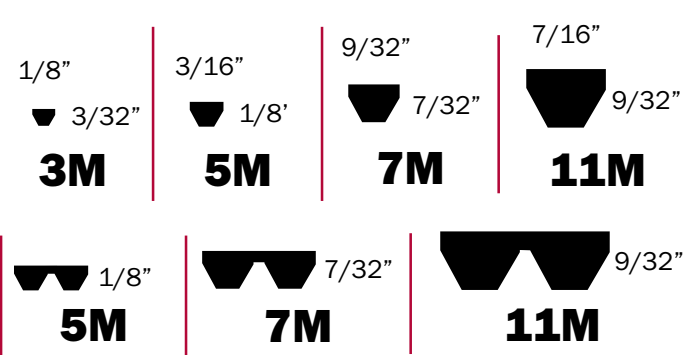


*Automotive Product

POLYFLEX™ AND POLYFLEX JB™ BELTS


Identified by a three-part system consisting of:
(1) Number of Strands
(2) Top width of belt in mm
(3) Length in mm

Example: 3/7M850JB Belt:
(1) 3 strands
(2) 7M profile
(3) An effective length of 850mm




ROUND BELTS

ROUND ENDLESS



POWER ROUND™ HEAVY-DUTY CONSTRUCTION



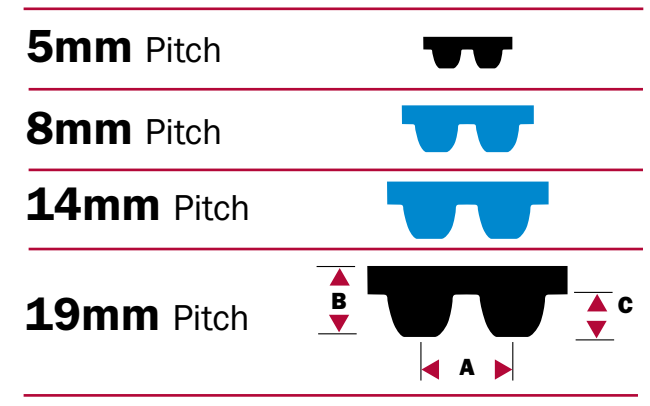
SYNCHRONOUS BELTS

All synchronous belts are identified in a similar manner, in either English or metric units. Belts are identified by:
1. Pitch: Distance in inches or millimeters between two adjacent tooth centers as measured on the belt pitch line.
2. Pitch Length: Total length (circumference) in inches or millimeters as measured along the pitch line. It is equal to the pitch multiplied by the number of teeth in the belt.
3. Width: Always shown as the last part of the size designation. Denotes width in inches or millimeters.

POLY CHAIN® GT™ CARBON™ BELTS

Examples: 8MGT-640-12 Belt 8MX-22S-12 GT2 Sprocket

Standard Widths (mm)	Standard Widths (mm)			
	A	B	C	
5mm	9, 15, 25	5mm	3.6mm	1.9mm
				.197 in. .141 in. .076 in.
8mm	12, 21, 36, 62	8mm	5.9mm	3.4mm
				.315 in. .233 in. .135 in.
14mm	20, 37, 68, 90, 125	5mm	10.2mm	6mm
				.552 in. .401 in. .236 in.
19mm	100, 150, 200, 250, 300	19mm	13.2mm	8mm
				0.748 in. .520 in. .317 in.

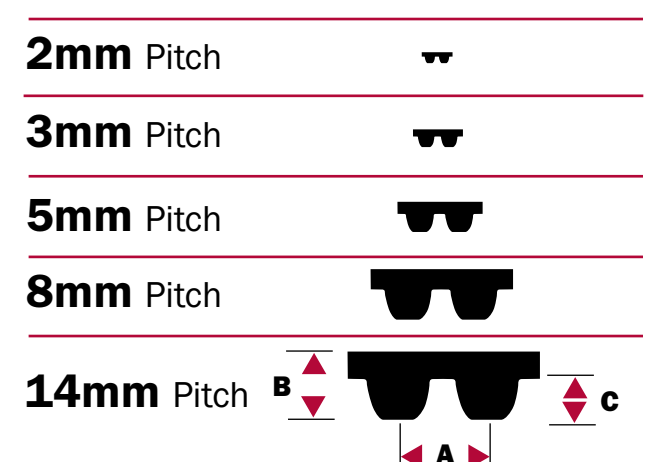


Note: Additional constructions (ADV, EL, and Volt) are available; Refer to Catalog No. 19993 for availability. Gates recommends that Poly Chain GT Carbon belts run only in Poly Chain GT™2 sprockets when used for new applications. Gates recommends that Poly Chain GT Carbon belts be used for replacement belts in Poly Chain GT2 sprockets.

POWERGRIP™ GT™3 BELTS

Examples: 640-8MGT-20 Belt P22-8MGT-20 1108 Sprocket

Standard Widths (mm)	Standard Widths (mm)			
	A	B	C	
2mm	4, 6, 9	2mm	1.52mm	.76mm
				.0787 in. .060 in. .030 in.
3mm	6, 9, 15	3mm	2.41mm	1.14mm
				.1181 in. .095 in. .045 in.
5mm	9, 15, 25	5mm	3.81mm	2.08mm
				.197 in. .150 in. .076 in.
8mm	12, 20, 30, 50, 85	8mm	5.59mm	3.28mm
				.315 in. .220 in. .129 in.
14mm	40, 55, 85, 115, 170	14mm	9.91mm	5.84mm
				.552 in. .390 in. .230 in.

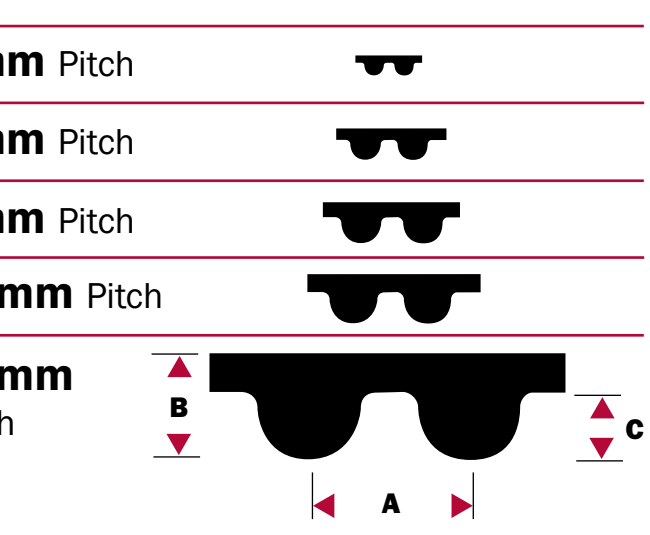


Note: PowerGrip GT belts must be used with PowerGrip GT sprockets for new designs. 8mm and 14mm pitch PowerGrip GT belts can be used to replace non-Gates curvilinear belts in most instances. Reference gates.com/interchange for specific interchange information.

POWERGRIP HTD™ BELTS

Examples: 350-5M-15 Belt P28-5M-15AL Sprocket

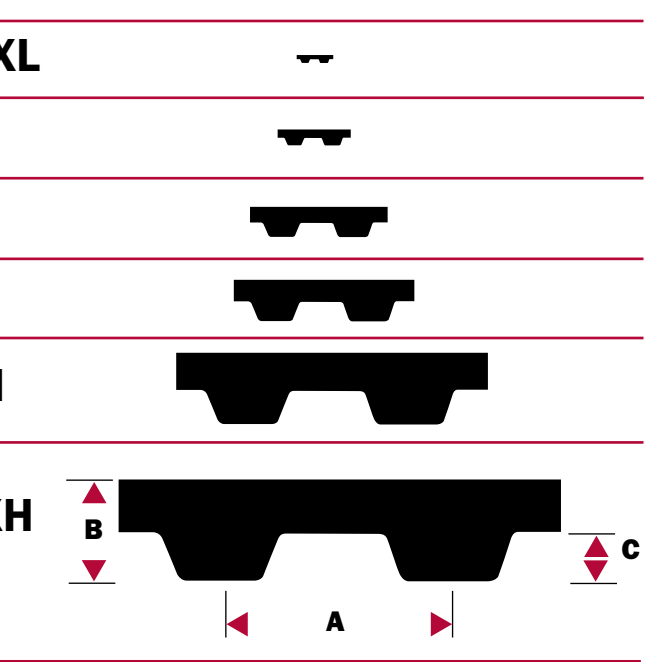
Standard Widths (in.)	Standard Widths (in.)			
	A	B	C	
3mm	6, 9, 15	3mm	2.41mm	1.22mm
				.1181 in. .095 in. .048 in.
5mm	9, 15, 25	5mm	3.81mm	2.08mm
				.197 in. .150 in. .082 in.
8mm	20, 30, 50, 85	8mm	6mm	3.4mm
				.315 in. .236 in. .133 in.
14mm	40, 55, 85, 115, 170	14mm	10mm	6.0mm
				.552 in. .394 in. .237 in.
20mm	115, 170, 230, 290, 340	20mm	13.2mm	8.4mm
				.787 in. .520 in. .330 in.



POWERGRIP TIMING BELTS

Examples: 210L100 Belt TL18L100 Pulley

Standard Widths (in.)	Standard Widths (in.)			
	A	B	C	
MXL	1/8, 3/16, 1/4	2.03mm	1.14mm	0.51mm
				.080 in. .045 in. .020 in.
XL	1/4, 3/8	5.08mm	2.29mm	1.27mm
				.200 in. .090 in. .050 in.
L	1/2, 3/4, 1	9.53mm	3.60mm	1.91mm
				.375 in. .140 in. .075 in.
H	3/4, 1, 1-1/2, 2, 3	12.70mm	4.10mm	2.29mm
				.500 in. .160 in. .090 in.
XH	2, 3, 4	22.23mm	11.20mm	6.35mm
				.875 in. .440 in. .250 in.
XXH	2, 3, 4, 5	31.75mm	15.70mm	9.53mm
				1.250 in. .620 in. .375 in.

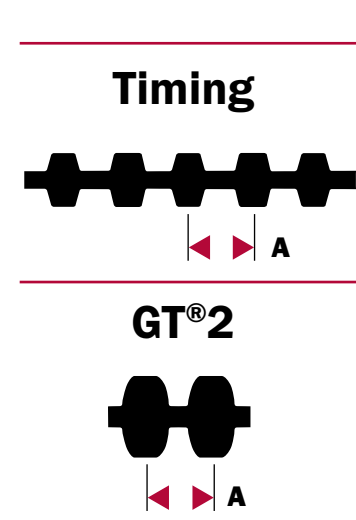


POWERGRIP TWIN POWER™ BELTS

Example: TP800H100 Belt

Twin Power PowerGrip Timing Belts

Standard Widths (in.)	Standard Widths (in.)	
	A	
XL	1/4, 3/8	5.08mm
		.200 in.
L	1/2, 3/4, 1	9.53mm
		.375 in.
H	3/4, 1, 1-1/2, 2, 3	12.70mm
		.500 in.



Example: TP1200-8MGT-20 Belt (GT2)

Twin Power PowerGrip GT2 Belts

Standard Widths (mm)	Standard Widths (mm)	
	A	
3mm	6, 9, 15	3mm
		.118 in.
5mm	9, 15, 25	5mm
		.197 in.
8mm	20, 30, 50, 85	8mm
		.315 in.
14mm	40, 55, 85, 115, 170	14mm
		.552 in.

Note: Additional sizes available

SYNCHRO-POWER™ POLYURETHANE BELTS

Example: T5-270-8

Synchro-Power Belts

Standard Widths (mm)	Standard Widths (mm)	
	A	
T2.5	2.5mm	.098 in.
T5	5mm	.197 in.
T10	10mm	.394 in.
AT5	5mm	.197 in.
AT10	10mm	.394 in.
DT5	5mm	.197 in.
DT10	10mm	.394 in.

Metric



Timing



Example: 270H075U

Synchro-Power Timing Belts

Standard Widths (mm)	Standard Widths (mm)	
	A	
MXL	2.03mm	.080 in.
XL	5.08mm	.200 in.
L	9.53mm	.374 in.
H	12.70mm	.500 in.

LONG-LENGTH BELTING

POLY CHAIN & POWERGRIP BELTING

Poly Chain GT Carbon (Carbon)	8mm and 14mm	PowerGrip GT2 (Steel)	5mm and 8mm
PowerGrip GT2 (Fiberglass)	2mm, 3mm, 5mm and 8mm	PowerGrip HTD (Steel)	14mm
PowerGrip HTD (Fiberglass)	3mm, 5mm, 8mm and 14mm	PowerGrip Timing (Steel)	H
PowerGrip Timing (Fiberglass)	MXL, XL, L and H		

Notes: Minimum order quantity - 50ft. or 98ft. in fiberglass or steel PowerGrip construction; 50ft. Poly Chain GT Carbon construction. Refer to Catalog No. 19993 for widths and minimum order quantity.

GATES MECTROL™ THERMOPLASTIC POLYURETHANE BELTS

Available in: T5, AT5, T10, AT10, T20, HTD5, HTD8, HTD14, STD5, STD8, XL, L, H, XH
Available with: Nylon tooth and/or back. Polyurethane, Rubber, Foam, PVC, and Special Backings
Contact Gates Mectrol Thermoplastic Polyurethane Belts at 800.394.4844

Warning: Do not use Gates belts, pulleys, or sprockets on any aircraft propeller or motor drive systems or in-flight accessory drives. Gates products are not designed or intended for aircraft use.

SEE MORE AT GATES.COM/PT



GATES.COM